



## Seminary Students Adjustment Rating Report

MMPI®-2

The Minnesota Report™: Revised Personnel System, 3rd Edition

James N. Butcher, PhD

Name: Adrian H.  
ID Number: 2537  
Age: 23  
Gender: Male  
Years of Education: 16  
Date Assessed: 1/31/14

### Standard Level Addiction Potential



Copyright © 1989, 1991, 1994, 1995, 2001, 2003 by the Regents of the University of Minnesota. All rights reserved. Portions reproduced from the MMPI-2 test booklet. Copyright © 1942, 1943 (renewed 1970), 1989 by the Regents of the University of Minnesota. All rights reserved. Portions excerpted from the *MMPI-2 Manual for Administration, Scoring, and Interpretation, Revised Edition*. Copyright © 2001 by the Regents of the University of Minnesota. All rights reserved. Distributed exclusively under license from the University of Minnesota by NCS Pearson, Inc.

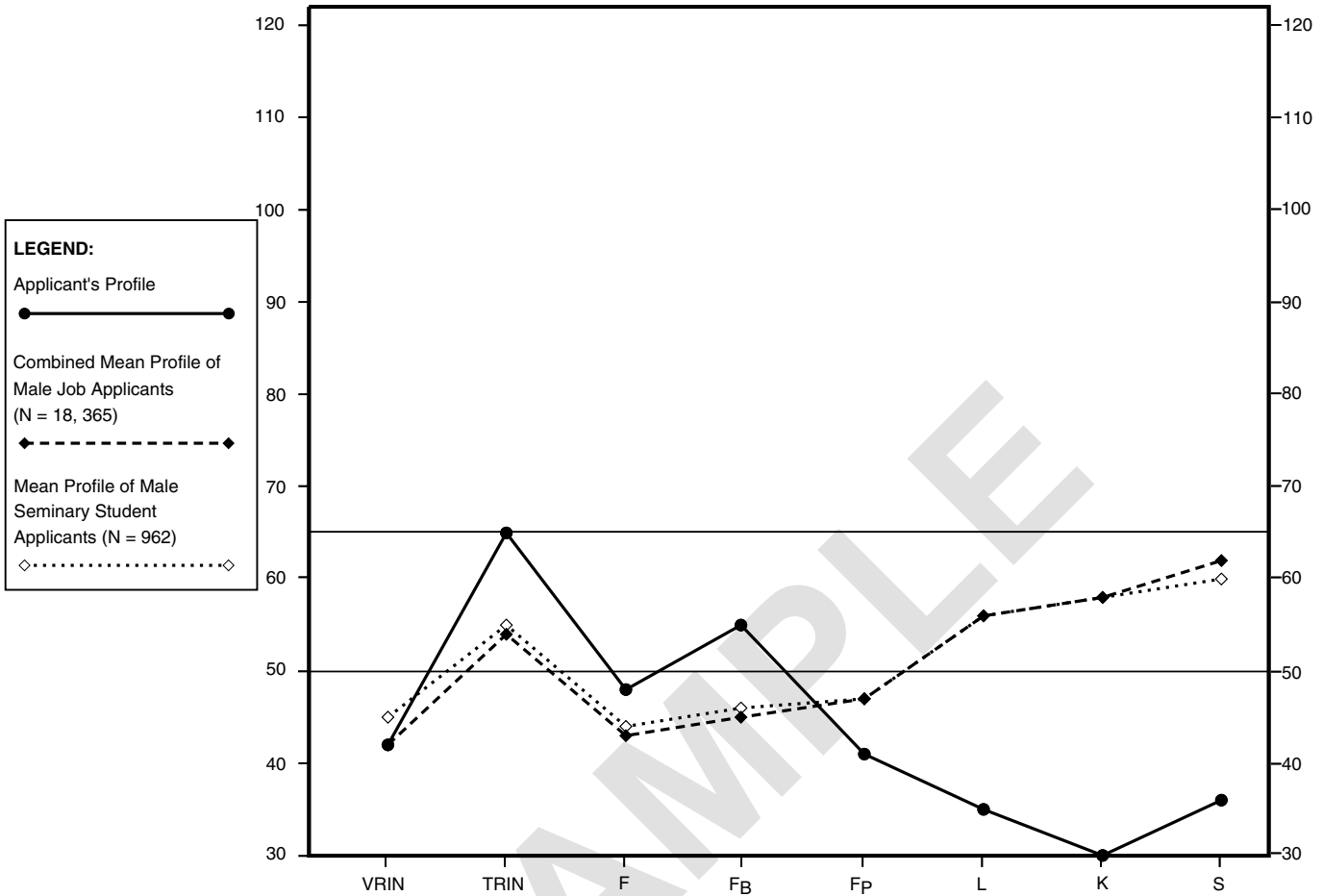
**Minnesota Multiphasic Personality Inventory** and **MMPI** are registered trademarks and **The Minnesota Report** is a trademark of the University of Minnesota. **Pearson**, the **PSI logo**, and **PsychCorp** are trademarks in the U.S. and/or other countries of Pearson Education, Inc., or its affiliate(s).

#### TRADE SECRET INFORMATION

Not for release under HIPAA or other data disclosure laws that exempt trade secrets from disclosure.

[ 7.9 / 1 / QG ]

### MMPI-2 VALIDITY PATTERN



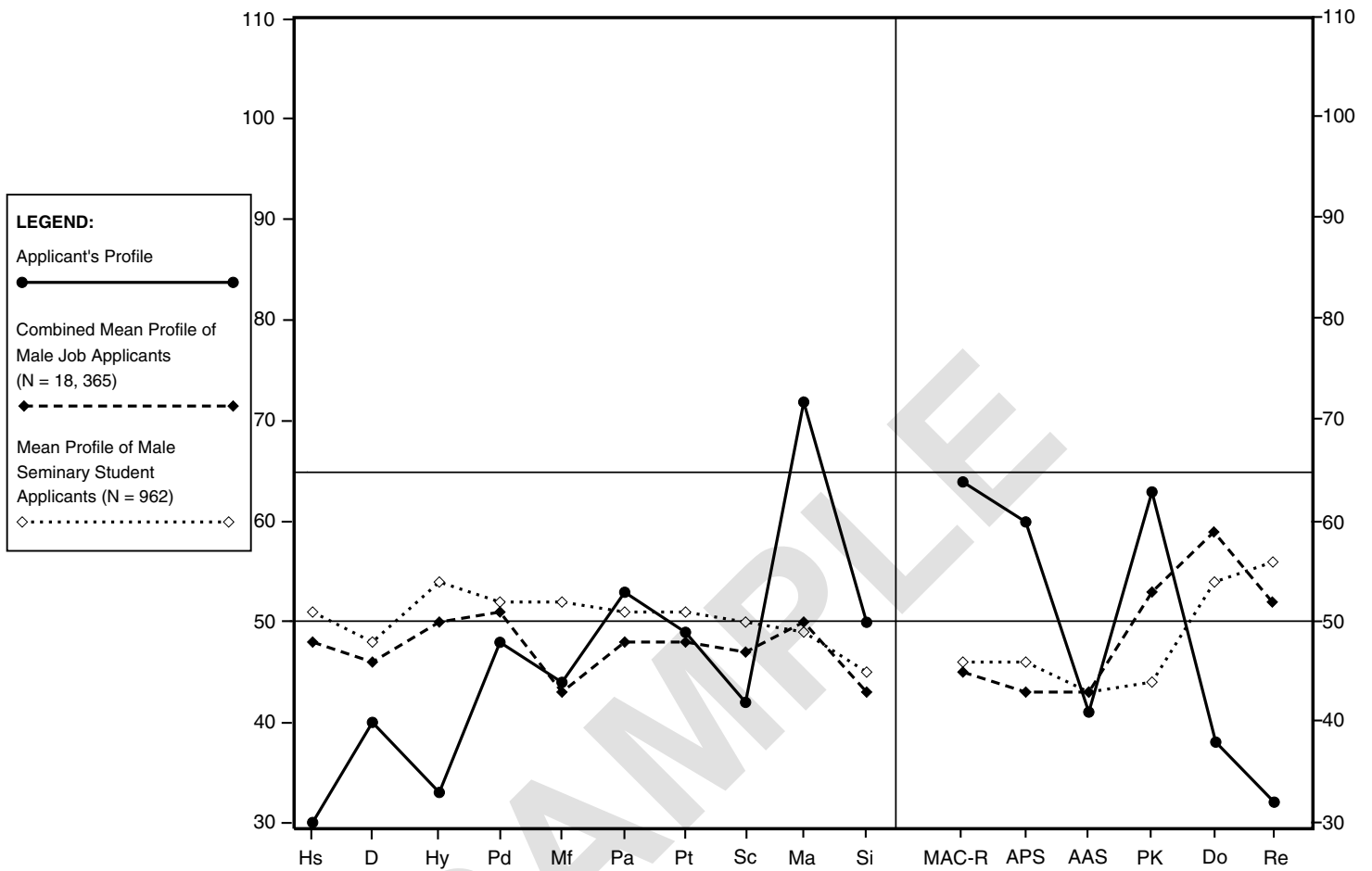
General Applicant								
Sample Mean Score:	42	54	43	45	47	56	58	62
Seminary Student								
Sample Mean Score:	45	55	44	46	47	56	58	60

<b>Applicant's Raw Score:</b>	<b>3</b>	<b>11</b>	<b>4</b>	<b>3</b>	<b>0</b>	<b>0</b>	<b>6</b>	<b>13</b>
<b>Applicant's T Score:</b>	<b>42</b>	<b>65T</b>	<b>48</b>	<b>55</b>	<b>41</b>	<b>35</b>	<b>30</b>	<b>36</b>
Non-Gendered T Score:	42	65T	50	55	42	34	30	36
Response %:	100	100	100	100	96	100	100	98

Cannot Say (Raw): 6  
Percent True: 57  
Percent False: 43

	Raw Score	T Score	Resp. %
S1 -Beliefs in Human Goodness	2	36	100
S2 -Serenity	6	50	100
S3 -Contentment with Life	2	40	100
S4 -Patience/Denial of Irritability	2	40	100
S5 -Denial of Moral Flaws	1	36	80

### MMPI-2 CLINICAL AND SUPPLEMENTARY SCALES PROFILE



General Applicant																
Sample Mean Score:	48	46	50	51	43	48	48	47	50	43	45	43	43	53	59	52
Seminary Student																
Sample Mean Score:	51	48	54	52	52	51	51	50	49	45	46	46	43	44	54	56

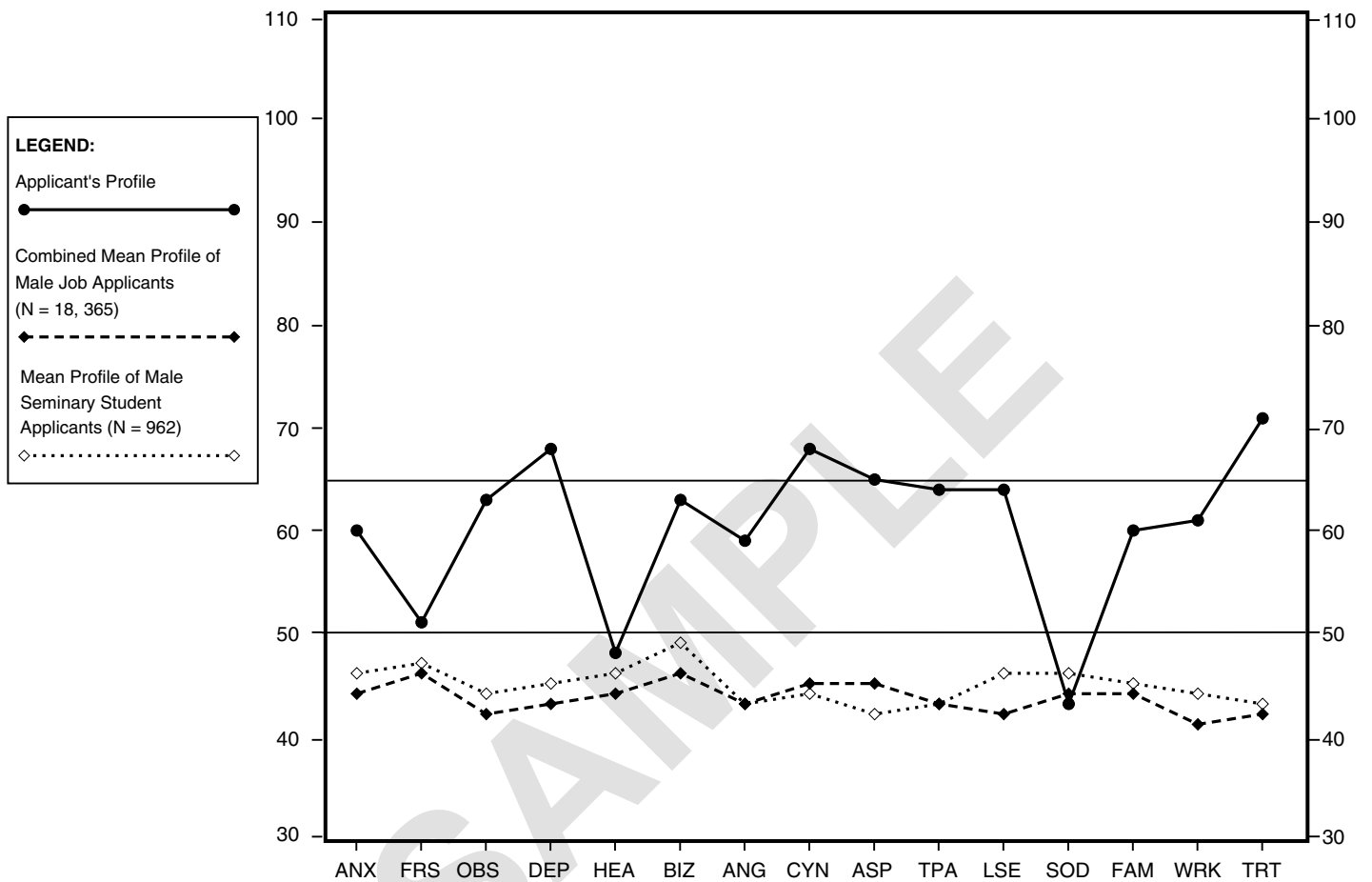
<b>Applicant's Raw Score:</b>	1	14	11	20	23	11	20	16	27	25	27	27	1	16	13	13
K Correction Score:	3			2			6	6	1							
<b>Applicant's T Score:</b>	30	40	33	48	44	53	49	42	72	50	64	60	41	63	38	32
Non-Gendered T Score:	30	39	32	48		53	48	42	73	49	67	60	43	62	38	30
Response %:	100	100	100	98	100	98	100	100	100	100	98	100	85	100	100	97

[v.1.2]

Welsh Code: 9+60/74582:31# F:LK#

Profile Elevation: 45.9

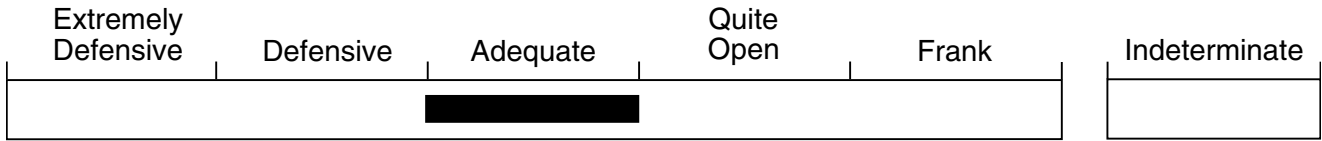
### MMPI-2 CONTENT SCALES PROFILE



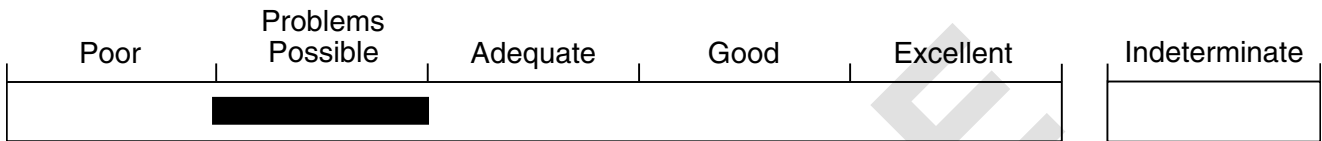
General Applicant															
Sample Mean Score:	44	46	42	43	44	46	43	45	45	43	42	44	44	41	42
Seminary Student															
Sample Mean Score:	46	47	44	45	46	49	43	44	42	43	46	46	45	44	43

<b>Applicant's Raw Score:</b>	10	4	9	14	4	6	9	18	14	13	10	4	9	13	13
<b>Applicant's T Score:</b>	60	51	63	68	48	63	59	68	65	64	64	43	60	61	71
Non-Gendered T Score:	58	48	61	66	47	64	59	69	68	66	62	43	58	59	70
Response %:	100	100	94	100	100	100	100	100	95	100	100	100	100	100	96

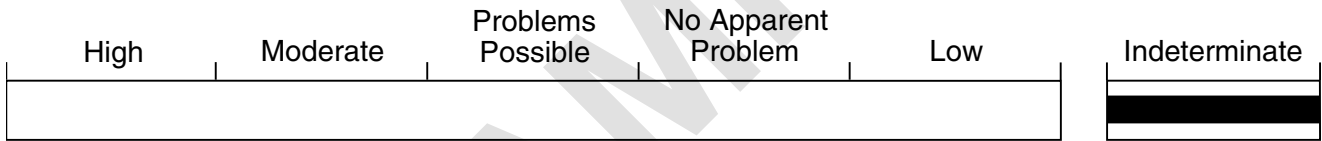
### OPENNESS TO EVALUATION



### SOCIAL FACILITY

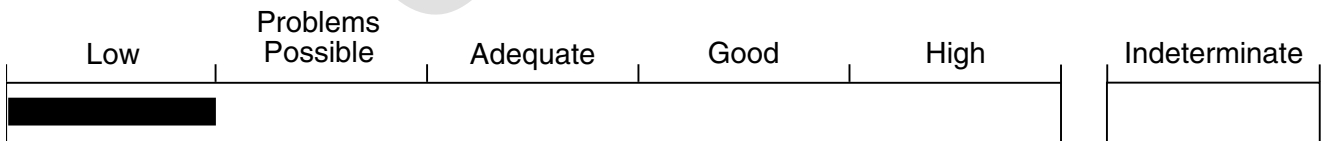


### ADDICTION POTENTIAL (STANDARD CRITERIA LEVEL)

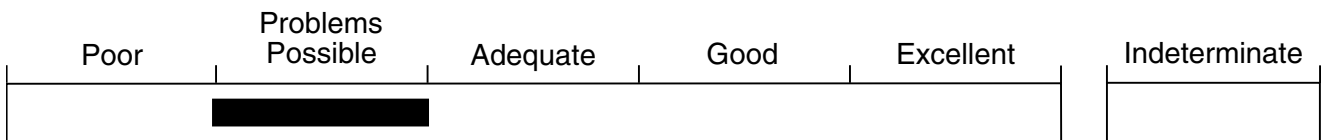


This index is associated with addiction potential; it does not confirm current abuse.

### STRESS TOLERANCE



### OVERALL ADJUSTMENT



His responses to the MMPI-2 items suggest that he may have psychological problems at this time.

Individuals with this pattern of scores tend to have authority problems. This applicant may find it somewhat difficult to get along with his supervisors.

This applicant should be evaluated further to determine if he has adjustment problems.

SAMPLE

## CONTENT THEMES

MMPI-2 content themes may serve as a source of hypotheses for further investigation. These content themes summarize similar item responses that appear with greater frequency with this applicant than with most people.

He may be overly sensitive in interpersonal relationships.

He may have low self-esteem that interferes with his taking on new tasks.

He may be very self-centered and excessively motivated by self-interest.

He may be rigid and inflexible in his thinking.

He may feel alienated.

He may have trouble controlling his temper.

He may have antisocial attitudes and behavior.

He may have some unconventional beliefs or attitudes that affect the way he gets along with supervisors.

He may have irresponsible attitudes.

He may sometimes disregard rules when it suits him.

He may have problems with authority and may at times break rules.

He may tend to question supervisory decisions.

He may be prone to feeling anxious at times.

He may have low energy or lack enthusiasm.

He has a cynical attitude toward life that reflects a tendency to be caustic in relationships with others.

**ADDITIONAL SCALES**

	Raw Score	T Score	Non-Gendered T Score	Resp %
<b>Personality Psychopathology Five (PSY-5) Scales</b>				
Aggressiveness (AGGR)	11	59	62	100
Psychoticism (PSYC)	7	62	62	100
Disconstraint (DISC)	19	64	68	97
Negative Emotionality/Neuroticism (NEGE)	18	66	63	100
Introversion/Low Positive Emotionality (INTR)	4	35	35	100
<b>Supplementary Scales</b>				
Anxiety (A)	22	67	65	100
Repression (R)	5	30	30	100
Ego Strength (Es)	35	45	48	98
Hostility (Ho)	31	65	66	98
<b>Harris-Lingoes Subscales</b>				
<b>Depression Subscales</b>				
Subjective Depression (D <sub>1</sub> )	8	53	52	100
Psychomotor Retardation (D <sub>2</sub> )	3	37	36	100
Physical Malfunctioning (D <sub>3</sub> )	2	43	42	100
Mental Dullness (D <sub>4</sub> )	2	48	48	100
Brooding (D <sub>5</sub> )	6	74	70	100
<b>Hysteria Subscales</b>				
Denial of Social Anxiety (Hy <sub>1</sub> )	2	40	40	100
Need for Affection (Hy <sub>2</sub> )	1	30	30	100
Lassitude-Malaise (Hy <sub>3</sub> )	1	43	43	100
Somatic Complaints (Hy <sub>4</sub> )	1	43	42	100
Inhibition of Aggression (Hy <sub>5</sub> )	3	48	47	100
<b>Psychopathic Deviate Subscales</b>				
Familial Discord (Pd <sub>1</sub> )	3	58	57	100
Authority Problems (Pd <sub>2</sub> )	3	47	50	88
Social Imperturbability (Pd <sub>3</sub> )	3	45	46	100
Social Alienation (Pd <sub>4</sub> )	6	61	60	100
Self-Alienation (Pd <sub>5</sub> )	8	72	72	100
<b>Paranoia Subscales</b>				
Persecutory Ideas (Pa <sub>1</sub> )	3	58	58	100
Poignancy (Pa <sub>2</sub> )	4	62	60	100
Naivete (Pa <sub>3</sub> )	4	46	46	100



	Raw Score	T Score	Non-Gendered T Score	Resp %
<b>Schizophrenia Subscales</b>				
Social Alienation (Sc <sub>1</sub> )	4	55	54	100
Emotional Alienation (Sc <sub>2</sub> )	1	50	49	100
Lack of Ego Mastery, Cognitive (Sc <sub>3</sub> )	2	54	55	100
Lack of Ego Mastery, Conative (Sc <sub>4</sub> )	2	49	49	100
Lack of Ego Mastery, Defective Inhibition (Sc <sub>5</sub> )	4	68	67	100
Bizarre Sensory Experiences (Sc <sub>6</sub> )	4	60	59	100
<b>Hypomania Subscales</b>				
Amorality (Ma <sub>1</sub> )	4	66	68	100
Psychomotor Acceleration (Ma <sub>2</sub> )	6	53	54	100
Imperturbability (Ma <sub>3</sub> )	5	59	61	100
Ego Inflation (Ma <sub>4</sub> )	6	69	68	100
<b>Social Introversion Subscales (Ben-Porath, Hostetler, Butcher, &amp; Graham)</b>				
Shyness/Self-Consciousness (Si <sub>1</sub> )	6	54	53	100
Social Avoidance (Si <sub>2</sub> )	0	37	37	100
Alienation--Self and Others (Si <sub>3</sub> )	11	68	67	100
<b>Content Component Scales (Ben-Porath &amp; Sherwood)</b>				
<b>Fears Subscales</b>				
Generalized Fearfulness (FRS <sub>1</sub> )	0	44	43	100
Multiple Fears (FRS <sub>2</sub> )	4	54	50	100
<b>Depression Subscales</b>				
Lack of Drive (DEP <sub>1</sub> )	5	68	67	100
Dysphoria (DEP <sub>2</sub> )	3	66	62	100
Self-Depreciation (DEP <sub>3</sub> )	4	69	70	100
Suicidal Ideation (DEP <sub>4</sub> )	1	62	62	100
<b>Health Concerns Subscales</b>				
Gastrointestinal Symptoms (HEA <sub>1</sub> )	0	44	44	100
Neurological Symptoms (HEA <sub>2</sub> )	2	54	52	100
General Health Concerns (HEA <sub>3</sub> )	1	48	49	100
<b>Bizarre Mentation Subscales</b>				
Psychotic Symptomatology (BIZ <sub>1</sub> )	0	44	44	100
Schizotypal Characteristics (BIZ <sub>2</sub> )	4	67	67	100
<b>Anger Subscales</b>				
Explosive Behavior (ANG <sub>1</sub> )	2	52	53	100
Irritability (ANG <sub>2</sub> )	5	61	61	100
<b>Cynicism Subscales</b>				
Misanthropic Beliefs (CYN <sub>1</sub> )	12	66	67	100
Interpersonal Suspiciousness (CYN <sub>2</sub> )	6	62	63	100

	Raw Score	T Score	Non-Gendered T Score	Resp %
<b>Antisocial Practices Subscales</b>				
Antisocial Attitudes (ASP <sub>1</sub> )	11	63	65	100
Antisocial Behavior (ASP <sub>2</sub> )	3	59	64	80
<b>Type A Subscales</b>				
Impatience (TPA <sub>1</sub> )	3	51	52	100
Competitive Drive (TPA <sub>2</sub> )	8	77	79	100
<b>Low Self-Esteem Subscales</b>				
Self-Doubt (LSE <sub>1</sub> )	4	59	59	100
Submissiveness (LSE <sub>2</sub> )	4	69	66	100
<b>Social Discomfort Subscales</b>				
Introversion (SOD <sub>1</sub> )	1	39	40	100
Shyness (SOD <sub>2</sub> )	3	52	51	100
<b>Family Problems Subscales</b>				
Family Discord (FAM <sub>1</sub> )	5	60	59	100
Familial Alienation (FAM <sub>2</sub> )	0	40	41	100
<b>Negative Treatment Indicators Subscales</b>				
Low Motivation (TRT <sub>1</sub> )	5	71	69	100
Inability to Disclose (TRT <sub>2</sub> )	4	68	68	100

Uniform T scores are used for Hs, D, Hy, Pd, Pa, Pt, Sc, Ma, the content scales, the content component scales, and the PSY-5 scales. The remaining scales and subscales use linear T scores.

## WORK DYSFUNCTION ITEMS

The following items may be significant in understanding the client's work performance. These items have been found to be related to dysfunctional attitudes or negative behavior in employment situations. Although these items may serve as a source of hypotheses for further investigation, caution should be used in interpreting individual items because the respondent may have misread the item or inadvertently marked the wrong answer.

Any Work Dysfunction items he endorsed are listed below with the direction of his endorsement indicated in parentheses. The endorsement percentages of different reference groups are presented in brackets following the item. The first number "N" is the percentage of the MMPI-2 normative sample who endorsed that item in the scored direction. The second number "P" is the percentage of individuals in the large job applicant sample (Pearson Assessments, 1995) who endorsed the item in the scored direction.

- 98. Item Content Omitted. (True) [N = 37%, P = 23%]
- 135. Item Content Omitted. (True) [N = 32%, P = 17%]
- 339. Item Content Omitted. (True) [N = 37%, P = 27%]
- 364. Item Content Omitted. (True) [N = 14%, P = 6%]
- 394. Item Content Omitted. (True) [N = 19%, P = 5%]
- 409. Item Content Omitted. (True) [N = 39%, P = 24%]
- 428. Item Content Omitted. (True) [N = 57%, P = 39%]
- 445. Item Content Omitted. (True) [N = 39%, P = 24%]
- 491. Item Content Omitted. (True) [N = 11%, P = 5%]
- 505. Item Content Omitted. (True) [N = 11%, P = 3%]
- 509. Item Content Omitted. (True) [N = 25%, P = 19%]
- 545. Item Content Omitted. (True) [N = 37%, P = 18%]
- 559. Item Content Omitted. (True) [N = 15%, P = 9%]



**Special Note:**

The content of the test items is included in the actual reports. To protect the integrity of the test, the item content does not appear in this sample report.

## OMITTED ITEMS

The client omitted the following items. It may be helpful to discuss these omissions with him to determine the reason for noncompliance with the test instructions.

- 266. Item Content Omitted.
- 371. Item Content Omitted.
- 406. Item Content Omitted.
- 487. Item Content Omitted.
- 488. Item Content Omitted.
- 553. Item Content Omitted.



### Special Note:

The content of the test items is included in the actual reports. To protect the integrity of the test, the item content does not appear in this sample report.

## End of Report

---

NOTE: This MMPI-2 report can serve as a useful guide for employment decisions in which personality adjustment is considered important for success on the job. The decision rules on which these classifications are based were developed through a review of the empirical literature on the MMPI and MMPI-2 with normal-range individuals (including job applicants) and the author's practical experience using the test in employee selection. The report can assist psychologists and physicians involved in personnel selection by providing an "outside opinion" about the applicant's adjustment. The MMPI-2 should NOT be used as the sole means of determining the applicant's suitability for employment. The information in this report should be used by qualified test interpretation specialists only.

This and previous pages of this report contain trade secrets and are not to be released in response to requests under HIPAA (or any other data disclosure law that exempts trade secret information from release). Further, release in response to litigation discovery demands should be made only in accordance with your profession's ethical guidelines and under an appropriate protective order.

---